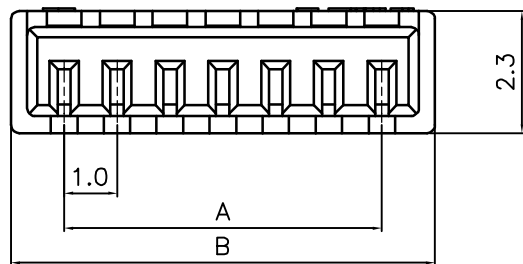
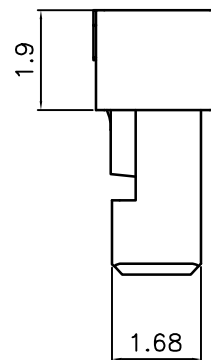
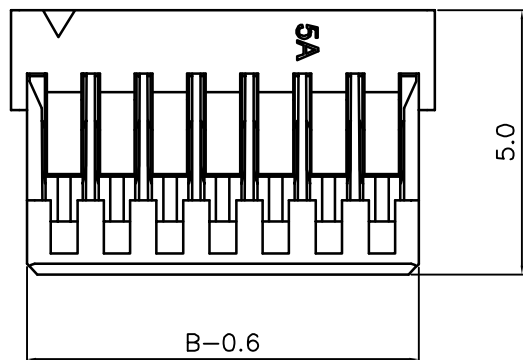





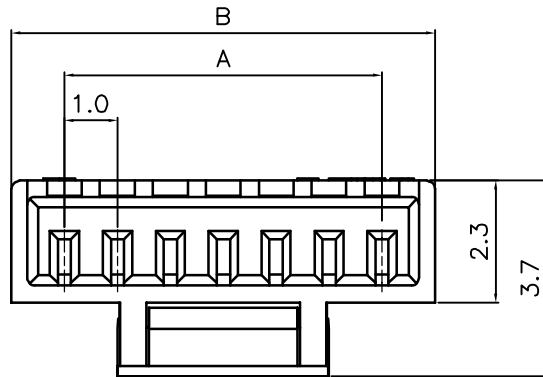
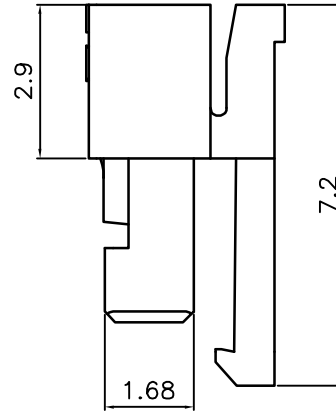
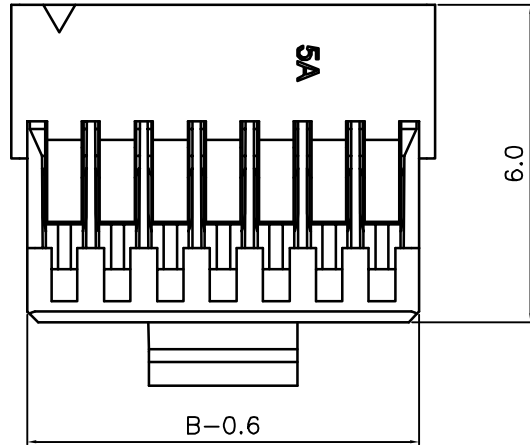
NH1.0 Type Housing






Poles	Part No.		Dimensions	
			A	B
2	WB1002-H02	NH1.0-2Y	1	3
3	WB1002-H03	NH1.0-3Y	2	4
4	WB1002-H04	NH1.0-4Y	3	5
5	WB1002-H05	NH1.0-5Y	4	6
6	WB1002-H06	NH1.0-6Y	5	7
7	WB1002-H07	NH1.0-7Y	6	8
8	WB1002-H08	NH1.0-8Y	7	9
9	WB1002-H09	NH1.0-9Y	8	10
10	WB1002-H10	NH1.0-10Y	9	11
11	WB1002-H11	NH1.0-11Y	10	12
-	-	-	-	-
20	WB1002-H20	NH1.0-20Y	19	21

1	Housing	PBT UL94V-0	1	White					
No.	Item/Material No.	Material	QTY	Remark					
Unmarked Tolerance		 Yueqing Hegxing Electronics Co., Ltd							
X. ° ±3° X. X° ±0.5°									
>0-3	>3-18	>18-50	>50-120	Unit	Scale	Design Unit	Size	Part No.	 
±0.12	±0.15	±0.3	±0.5	mm	—	Metric	A4		
Draw	Review	Approve	Material	Drawing No.	Part No.				
				Item	NH1.0-NY				

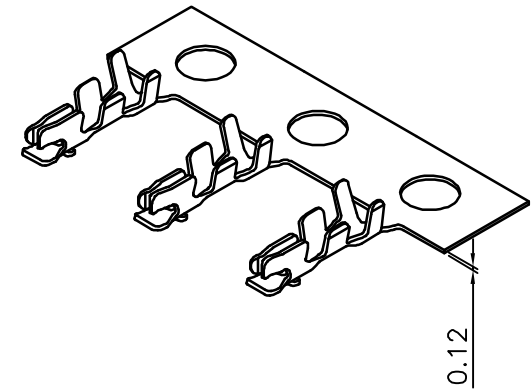
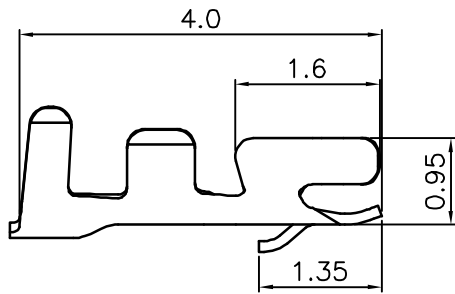
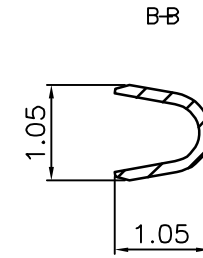
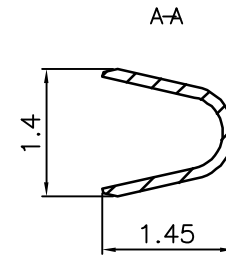
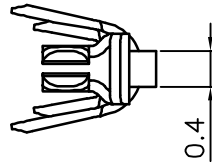
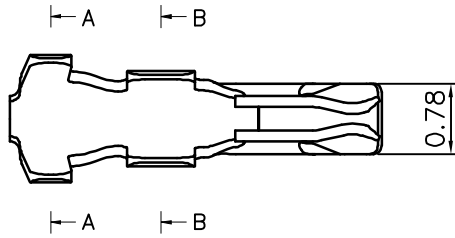
NH1.0 Type Housing




Poles	Part No.		Dimensions	
			A	B
2	WB1002-HB02	NHB1.0-2Y	1	3
3	WB1002-HB03	NHB1.0-3Y	2	4
4	WB1002-HB04	NHB1.0-4Y	3	5
5	WB1002-HB05	NHB1.0-5Y	4	6
6	WB1002-HB06	NHB1.0-6Y	5	7
7	WB1002-HB07	NHB1.0-7Y	6	8
8	WB1002-HB08	NHB1.0-8Y	7	9
9	WB1002-HB09	NHB1.0-9Y	8	10
10	WB1002-HB10	NHB1.0-10Y	9	11
11	WB1002-HB11	NHB1.0-11Y	10	12
-	-	-	-	-
20	WB1002-HB20	NHB1.0-20Y	19	21

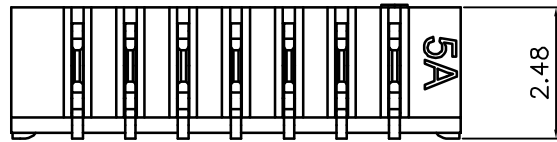
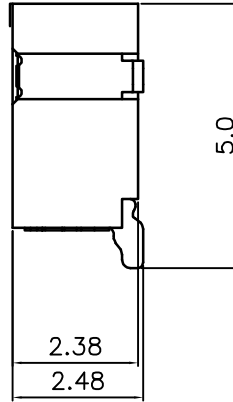
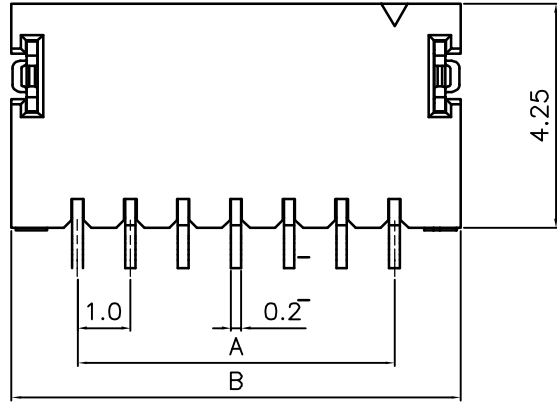
1	Housing	PBT UL94V-0	1	White					
No.	Item/Material No.	Material	QTY	Remark					
Unmarked Tolerance		 Yueqing Hegxing Electronics Co., Ltd							
X. ° ±3° X. X. ° ±0.5°									
>0-3	>3-18	>18-50	>50-120	Unit	Scale	Design Unit	Size	Part No.	 
±0.12	±0.15	±0.3	±0.5	mm	—	Metric	A4		
Draw	Review	Approve	Material	Drawing No.	Part No.				
				Item	NH1.0-NY with lock				

NH1.0 Type Terminal






1	Terminal	Phosphor Bronze	1	
No.	Item/Material No.	Material	QTY	Remark
Unmarked Tolerance		 Yueqing Hegxing Electronics Co., Ltd		
X. ° ±3° X. X. ° ±0.5°				
>0-3	>3-18	>18-50	>50-120	
±0.12	±0.15	±0.3	±0.5	
Unit	Scale	Design Unit	Size	Part No.
mm	—	Metric	A4	
Draw	Review	Approve	Material	Drawing No.
			Item	Part No.
			NH1.0-T	

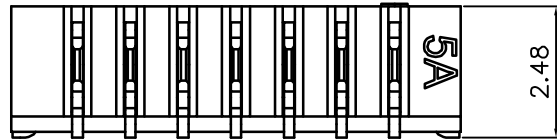
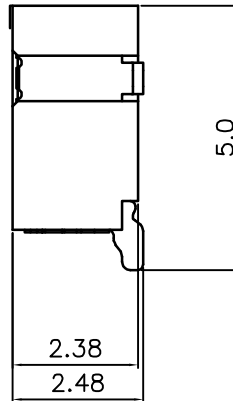
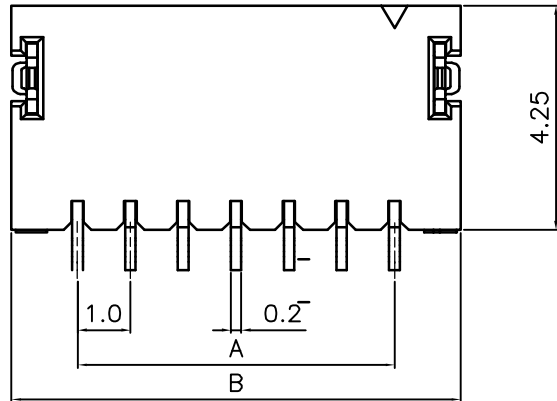
NH1.0 Type Wafer






Poles	Part No.		Dimensions	
			A	B
2	WB1002-SS02	NH1.0-2AWB	1	3.5
3	WB1002-SS03	NH1.0-3AWB	2	4.5
4	WB1002-SS04	NH1.0-4AWB	3	5.5
5	WB1002-SS05	NH1.0-5AWB	4	6.5
6	WB1002-SS06	NH1.0-6AWB	5	7.5
7	WB1002-SS07	NH1.0-7AWB	6	8.5
8	WB1002-SS08	NH1.0-8AWB	7	9.5
9	WB1002-SS09	NH1.0-9AWB	8	10.5
10	WB1002-SS10	NH1.0-10AWB	9	11.5
11	WB1002-SS11	NH1.0-11AWB	10	12.5
-	-	-	-	-
20	WB1002-SS20	NH1.0-20AWB	19	21.5

3	Soldering Lug	Phosthor Bronze	2						
2	Pin	Phosthor Bronze	N						
1	Wafer	LCP(UL94V-0)	1						
No.	Item/Material No.	Material	QTY	Remark					
Unmarked Tolerance		 Yueqing Hegxing Electronics Co., Ltd							
X. ° ±3° X. X° ±0.5°									
>0-3	>3-18	>18-50	>50-120	Unit	Scale	Design Unit	Size	Part No.	 
±0.12	±0.15	±0.3	±0.5	mm	—	Metric	A4		
Draw	Review	Approve	Material	Drawing No.	Part No.				
				Item	NH1.0-NAWB				

NH1.0 Type Wafer



Poles	Part No.		Dimensions	
			A	B
2	WB1002-SSB02	NHB1.0-2AWB	1	3.5
3	WB1002-SSB03	NHB1.0-3AWB	2	4.5
4	WB1002-SSB04	NHB1.0-4AWB	3	5.5
5	WB1002-SSB05	NHB1.0-5AWB	4	6.5
6	WB1002-SSB06	NHB1.0-6AWB	5	7.5
7	WB1002-SSB07	NHB1.0-7AWB	6	8.5
8	WB1002-SSB08	NHB1.0-8AWB	7	9.5
9	WB1002-SSB09	NHB1.0-9AWB	8	10.5
10	WB1002-SSB10	NHB1.0-10AWB	9	11.5
11	WB1002-SSB11	NHB1.0-11AWB	10	12.5
-	-	-	-	-
20	WB1002-SSB20	NHB1.0-20AWB	19	21.5

3	Soldering Lug	Phosthor Bronze	2						
2	Pin	Phosthor Bronze	N						
1	Wafer	LCP(UL94V-0)	1						
No.	Item/Material No.	Material	QTY	Remark					
Unmarked Tolerance		 Yueqing Hegxing Electronics Co., Ltd							
X. ° ±3° X. X° ±0.5°									
>0-3	>3-18	>18-50	>50-120	Unit	Scale	Design Unit	Size	Part No.	 
±0.12	±0.15	±0.3	±0.5	mm	—	Metric	A4		
Draw	Review	Approve	Material	Drawing No.	Part No.				
				Item	NHB1.0-NAWB				