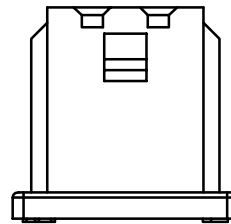
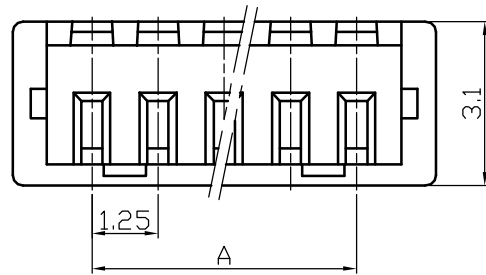
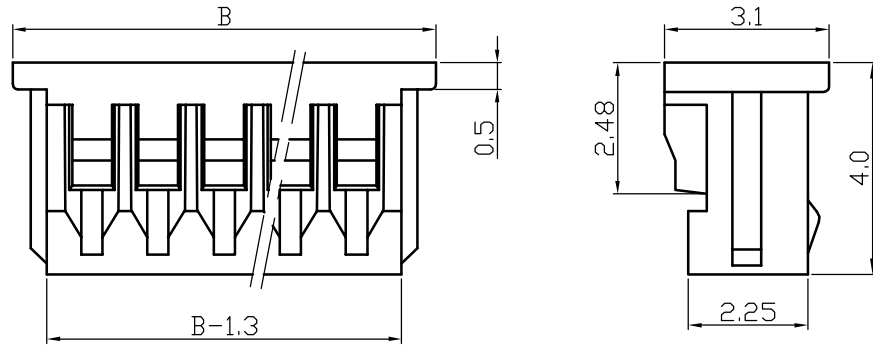
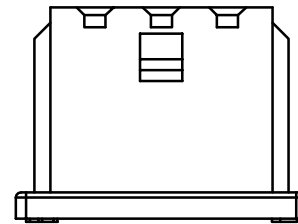



1.25 Type Housing






2P



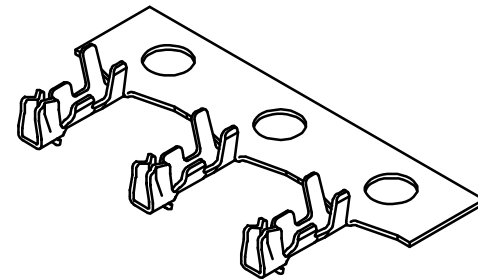
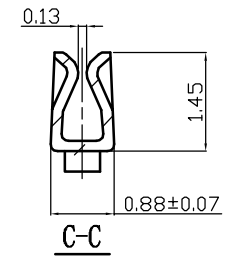
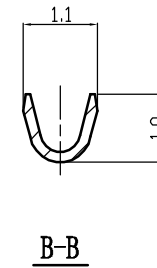
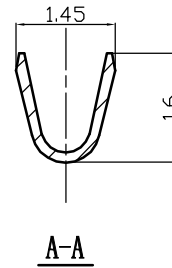
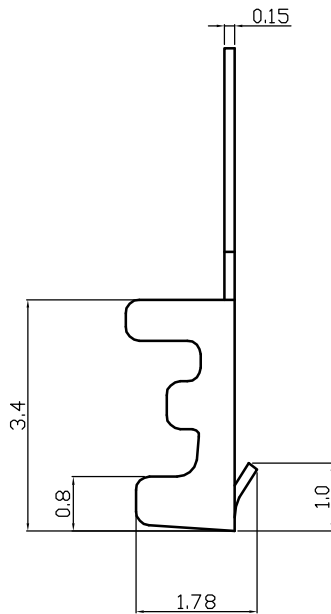
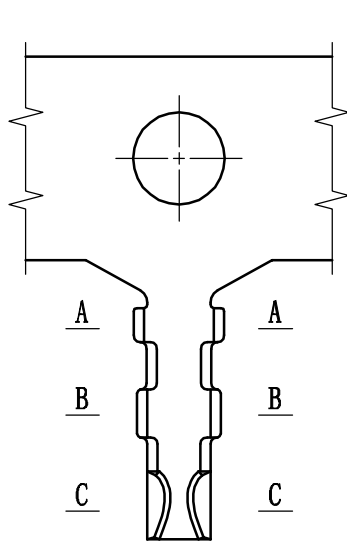
3P






| Poles | Part No. | | Dimensions | |
|-------|------------|----------|------------|-------|
| | | | A | B |
| 2 | WB1251-H02 | 1.25-2Y | 1.25 | 4.25 |
| 3 | WB1251-H03 | 1.25-3Y | 2.5 | 5.5 |
| 4 | WB1251-H04 | 1.25-4Y | 3.75 | 6.75 |
| 5 | WB1251-H05 | 1.25-5Y | 5 | 8 |
| 6 | WB1251-H06 | 1.25-6Y | 6.25 | 9.25 |
| 7 | WB1251-H07 | 1.25-7Y | 7.5 | 10.5 |
| 8 | WB1251-H08 | 1.25-8Y | 8.75 | 11.75 |
| 9 | WB1251-H09 | 1.25-9Y | 10 | 13 |
| 10 | WB1251-H10 | 1.25-10Y | 11.25 | 14.25 |
| 11 | WB1251-H11 | 1.25-11Y | 12.5 | 15.5 |
| - | - | - | - | - |
| 25 | WB1251-H20 | 1.25-20Y | 30 | 33 |

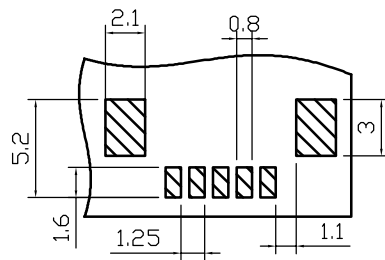
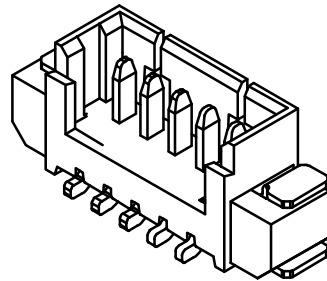
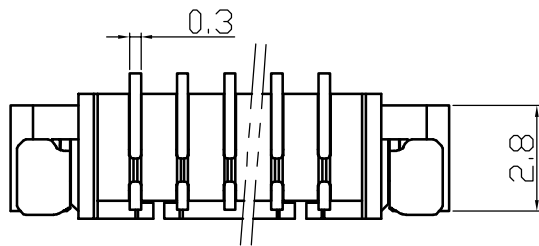
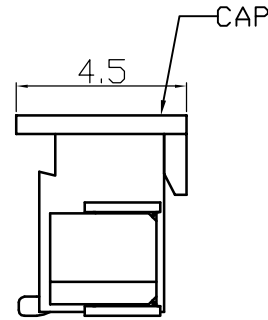
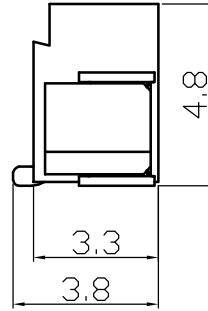
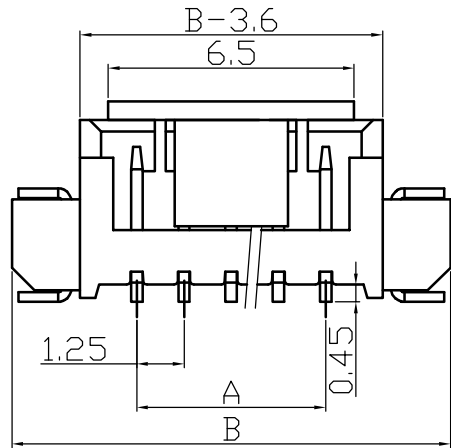
| | | | | | | | | | |
|----------------------|-------------------|--|----------|-------------|---------|-------------|----------|----------|---|
| 1 | Housing | PA66 (UL94V-0/V-2) | 1 | | | | | | |
| No. | Item/Material No. | Material | QTY | Remark | | | | | |
| Unmarked Tolerance | |  Yueqing Hegxing Electronics Co., Ltd | | | | | | | |
| X. ° ±3° X. X° ±0.5° | | | | | | | | | |
| >0-3 | >3-18 | >18-50 | >50-120 | Unit | Scale | Design Unit | Size | Part No. |   |
| ±0.12 | ±0.15 | ±0.3 | ±0.5 | mm | — | Metric | A4 | | |
| Draw | Review | Approve | Material | Drawing No. | | | Part No. | | |
| | | | | Item | 1.25-NY | | | | |

1.25 Type Terminal






| 1 | Terminal | Phosphor Bronze | 1 | | | | | | |
|----------------------|-------------------|--|----------|-------------|--------|-------------|----------|----------|---|
| No. | Item/Material No. | Material | QTY | Remark | | | | | |
| Unmarked Tolerance | |  Yueqing Hegxing Electronics Co., Ltd | | | | | | | |
| X. ° ±3° X. X° ±0.5° | | | | | | | | | |
| >0-3 | >3-18 | >18-50 | >50-120 | Unit | Scale | Design Unit | Size | Part No. |   |
| ±0.12 | ±0.15 | ±0.3 | ±0.5 | mm | — | Metric | A4 | | |
| Draw | Review | Approve | Material | Drawing No. | | | Part No. | | |
| | | | | Item | 1.25-T | | | | |

1.25 Type Wafer

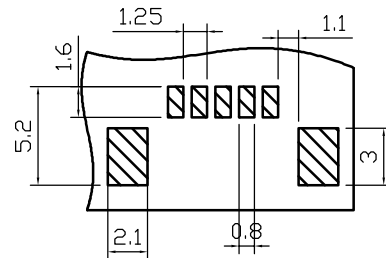
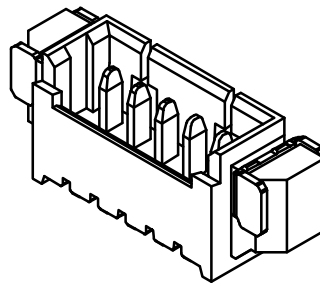
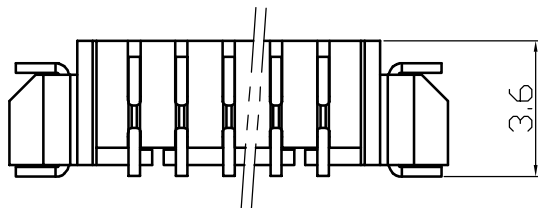
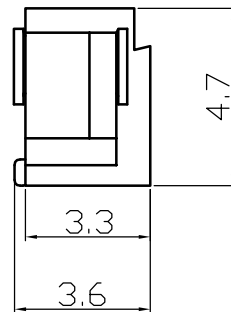
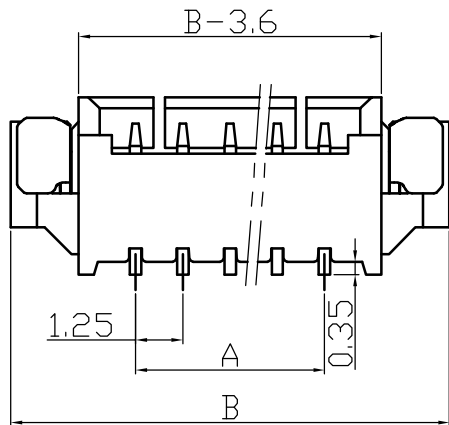


PCB Layout

| Poles | Part No. | | Dimensions | |
|-------|-------------|-----------|------------|-------|
| | | | A | B |
| 2 | WB1251-ST02 | 1.25-2AB | 1.25 | 7.85 |
| 3 | WB1251-ST03 | 1.25-3AB | 2.5 | 9.1 |
| 4 | WB1251-ST04 | 1.25-4AB | 3.75 | 10.35 |
| 5 | WB1251-ST05 | 1.25-5AB | 5 | 11.6 |
| 6 | WB1251-ST06 | 1.25-6AB | 6.25 | 12.85 |
| 7 | WB1251-ST07 | 1.25-7AB | 7.5 | 14.1 |
| 8 | WB1251-ST08 | 1.25-8AB | 8.75 | 15.35 |
| 9 | WB1251-ST09 | 1.25-9AB | 10 | 16.6 |
| 10 | WB1251-ST10 | 1.25-10AB | 11.25 | 17.85 |
| 11 | WB1251-ST11 | 1.25-11AB | 12.5 | 19.1 |
| - | - | - | - | - |
| 16 | WB1251-ST16 | 1.25-16AB | 18.75 | 25.35 |




| 3 | Soldering Lug | Phosthor Bronze | 2 | | | | | | |
|--------------------|-------------------|---|----------|-------------|----------|-------------|----------|----------|---|
| 2 | Pin | Phosthor Bronze | N | | | | | | |
| 1 | Wafer | PA66 (UL94V-0/V-2) | 1 | | | | | | |
| No. | Item/Material No. | Material | QTY | Remark | | | | | |
| Unmarked Tolerance | |  Yueqing Hegxing Electronics Co., Ltd | | | | | | | |
| X. ° ±3° | X. X° ±0.5° | | | | | | | | |
| >0-3 | >3-18 | >18-50 | >50-120 | Unit | Scale | Design Unit | Size | Part No. |   |
| ±0.12 | ±0.15 | ±0.3 | ±0.5 | mm | — | Metric | A4 | | |
| Draw | Review | Approve | Material | Drawing No. | | | Part No. | | |
| | | | | Item | 1.25-NAB | | | | |

1.25 Type Wafer



PCB Layout

| Poles | Part No. | | Dimensions | |
|-------|-------------|------------|------------|-------|
| | | | A | B |
| 2 | WB1251-SS02 | 1.25-2AWB | 1.25 | 7.85 |
| 3 | WB1251-SS03 | 1.25-3AWB | 2.5 | 9.1 |
| 4 | WB1251-SS04 | 1.25-4AWB | 3.75 | 10.35 |
| 5 | WB1251-SS05 | 1.25-5AWB | 5 | 11.6 |
| 6 | WB1251-SS06 | 1.25-6AWB | 6.25 | 12.85 |
| 7 | WB1251-SS07 | 1.25-7AWB | 7.5 | 14.1 |
| 8 | WB1251-SS08 | 1.25-8AWB | 8.75 | 15.35 |
| 9 | WB1251-SS09 | 1.25-9AWB | 10 | 16.6 |
| 10 | WB1251-SS10 | 1.25-10AWB | 11.25 | 17.85 |
| 11 | WB1251-SS11 | 1.25-11AWB | 12.5 | 19.1 |
| - | - | - | - | - |
| 16 | WB1251-SS16 | 1.25-16AWB | 18.75 | 25.35 |

| 3 | Soldering Lug | Phosthor Bronze | 2 | | | | | | |
|------------------------|-------------------|--|----------|-------------|-----------|-------------|------|----------|---|
| 2 | Pin | Phosthor Bronze | N | | | | | | |
| 1 | Wafer | PA66 (UL94V-0/V-2) | 1 | | | | | | |
| No. | Item/Material No. | Material | QTY | Remark | | | | | |
| Unmarked Tolerance | |  Yueqing Hegxing Electronics Co., Ltd | | | | | | | |
| X. ° ±3° X. X. ° ±0.5° | | | | | | | | | |
| >0-3 | >3-18 | >18-50 | >50-120 | Unit | Scale | Design Unit | Size | Part No. |   |
| ±0.12 | ±0.15 | ±0.3 | ±0.5 | mm | — | Metric | A4 | | |
| Draw | Review | Approve | Material | Drawing No. | Part No. | | | | |
| | | | | Item | 1.25-NAWB | | | | |