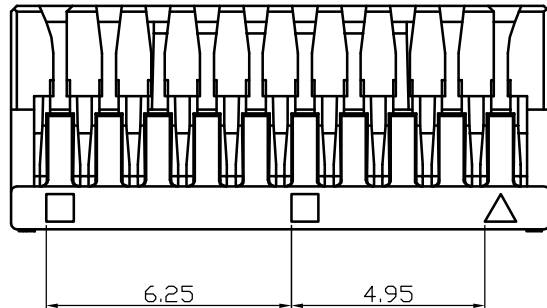
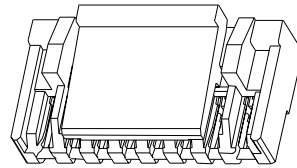
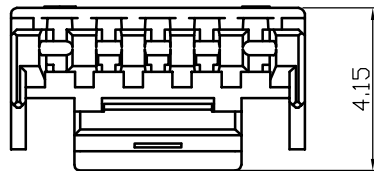
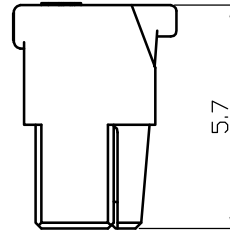
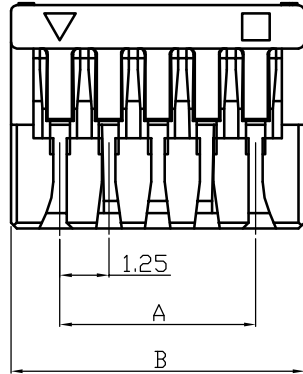





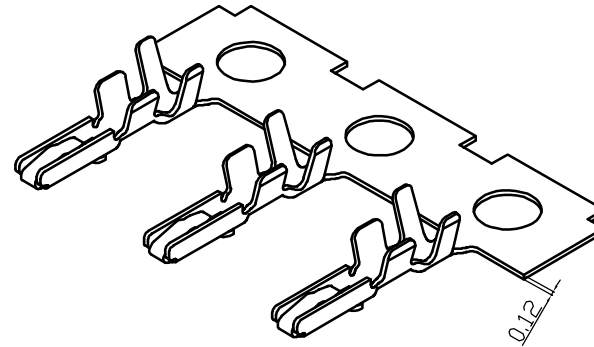
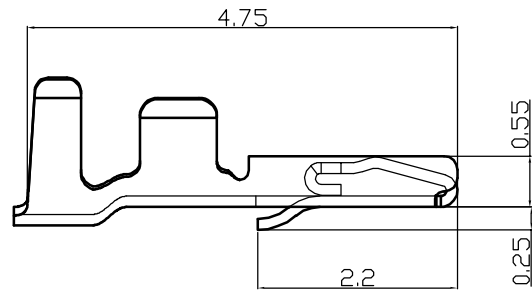
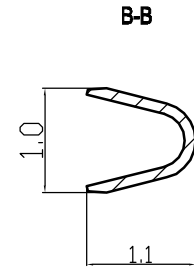
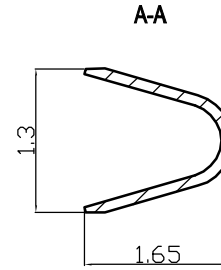
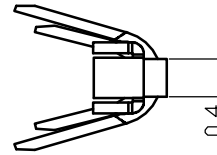
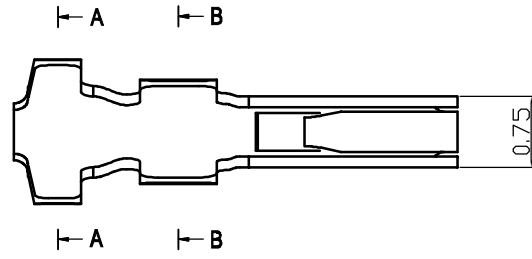
GH Type Housing




Poles	Part No.		Dimensions	
			A	B
2	WB1255-H02	GH-2Y	1.25	3.75
3	WB1255-H03	GH-3Y	2.5	5
4	WB1255-H04	GH-4Y	3.75	6.25
5	WB1255-H05	GH-5Y	5	7.5
6	WB1255-H06	GH-6Y	6.25	8.75
7	WB1255-H07	GH-7Y	7.5	10
8	WB1255-H08	GH-8Y	8.75	11.25
9	WB1255-H09	GH-9Y	10	12.5
10	WB1255-H10	GH-10Y	11.25	13.75
11	WB1255-H11	GH-11Y	12.5	15
-	-	-	-	-
15	WB1255-H15	GH-15Y	17.5	20

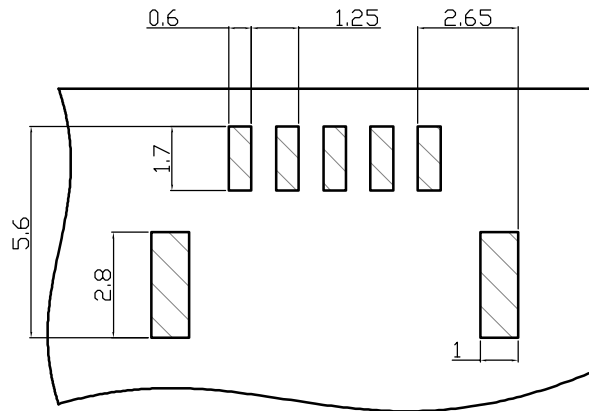
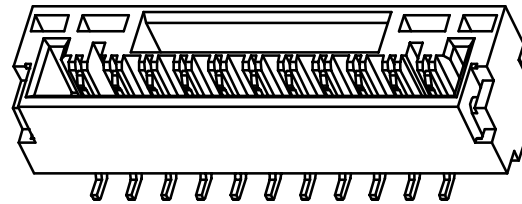
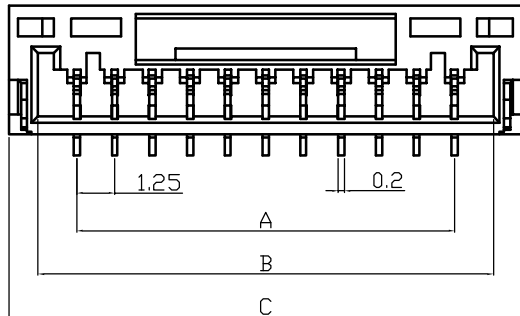
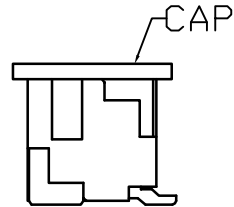
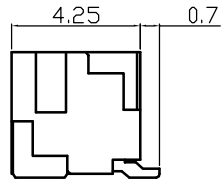
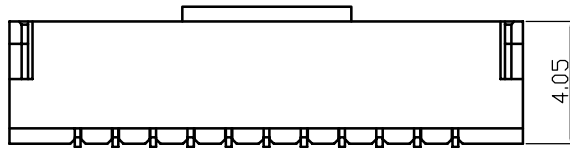
1	Housing	PBT	1						
No.	Item/Material No.	Material	QTY	Remark					
Unmarked Tolerance		 Yueqing Hegxing Electronics Co., Ltd							
X. ° ±3° X. X° ±0.5°									
>0-3	>3-18	>18-50	>50-120	Unit	Scale	Design Unit	Size	Part No.	 
±0.12	±0.15	±0.3	±0.5	mm	—	Metric	A4		
Draw	Review	Approve	Material	Drawing No.			Part No.		
				Item	GH-NY				

GH Type Terminal






1	WB1255-TP2	Phospher Bronze	1	
No.	Item/Material No.	Material	QTY	Remark
Unmarked Tolerance		 Yueqing Hegxing Electronics Co., Ltd		
X. ° ±3° X. X° ±0.5°				
>0-3	>3-18	>18-50	>50-120	
±0.12	±0.15	±0.3	±0.5	
Unit	Scale	Design Unit	Size	Part No.
mm	—	Metric	A4	
Draw	Review	Approve	Material	Drawing No.
			Item	GH-T11

GH Type Wafer

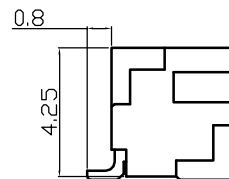
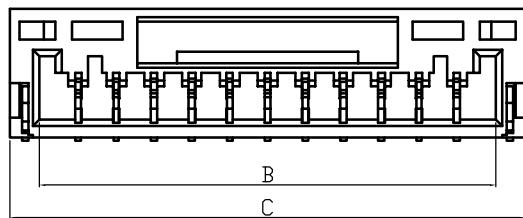
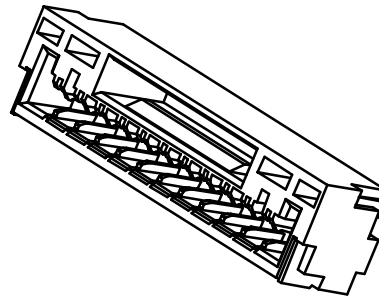
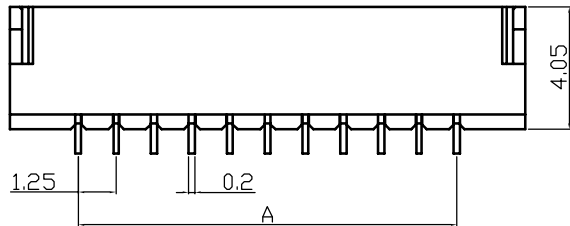


PCB Layout

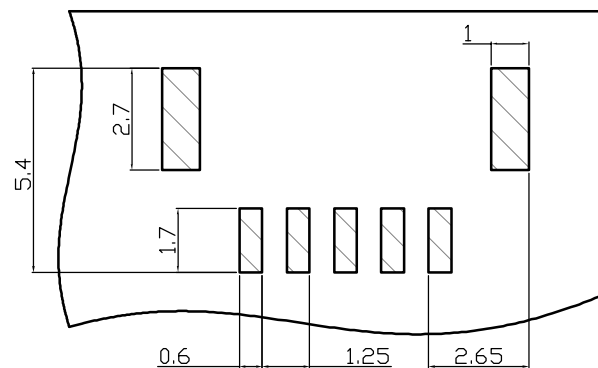
Poles	Part No.		Dimensions		
			A	B	C
2	WB1255-ST02	GH-2AB	1.25	3.85	5.75
3	WB1255-ST03	GH-3AB	2.5	5.1	7
4	WB1255-ST04	GH-4AB	3.75	6.35	8.25
5	WB1255-ST05	GH-5AB	5	7.6	9.5
6	WB1255-ST06	GH-6AB	6.25	8.85	10.75
7	WB1255-ST07	GH-7AB	7.5	10.1	12
8	WB1255-ST08	GH-8AB	8.75	11.35	13.25
9	WB1255-ST09	GH-9AB	10	12.6	14.5
10	WB1255-ST10	GH-10AB	11.25	13.85	15.75
11	WB1255-ST11	GH-11AB	12.5	15.1	17
-	-	-	-	-	-
15	WB1255-ST15	GH-15AB	17.5	20.1	22

4	Cap	LCP	1						
3	Soldering Lug	Phosthor Bronze	2						
2	Pin	Phosthor Bronze	N						
1	Wafer	PA9T (UL94V-0)	1						
No.	Item/Material No.	Material	QTY	Remark					
Unmarked Tolerance		 Yueqing Hegxing Electronics Co., Ltd							
X. ° ±3° X. X. ° ±0.5°									
>0-3	>3-18	>18-50	>50-120	Unit	Scale	Design Unit	Size	Part No.	 
±0.12	±0.15	±0.3	±0.5	mm	—	Metric	A4		
Draw	Review	Approve	Material	Drawing No.			Part No.		
				Item	GH-NAB-80				

GH Type Wafer






Poles	Part No.		Dimensions		
			A	B	C
2	WB1255-SS02	GH-2AWB	1.25	3.85	5.75
3	WB1255-SS03	GH-3AWB	2.5	5.1	7
4	WB1255-SS04	GH-4AWB	3.75	6.35	8.25
5	WB1255-SS05	GH-5AWB	5	7.6	9.5
6	WB1255-SS06	GH-6AWB	6.25	8.85	10.75
7	WB1255-SS07	GH-7AWB	7.5	10.1	12
8	WB1255-SS08	GH-8AWB	8.75	11.35	13.25
9	WB1255-SS09	GH-9AWB	10	12.6	14.5
10	WB1255-SS10	GH-10AWB	11.25	13.85	15.75
11	WB1255-SS11	GH-11AWB	12.5	15.1	17
-	-	-	-	-	-
15	WB1255-SS15	GH-15AWB	17.5	20.1	22



PCB Layout

4	Cap	LCP	1	
3	Soldering Lug	Phosthor Bronze	2	
2	Pin	Phosthor Bronze	N	
1	Wafer	PA9T (UL94V-0)	1	
No.	Item/Material No.	Material	QTY	Remark

Unmarked Tolerance		 Yueqing Hegxing Electronics Co., Ltd							
X. ° ±3°	X. X° ±0.5°			Unit	Scale	Design Unit	Size	Part No.	 
>0-3	>3-18	>18-50	>50-120	mm	—	Metric	A4		
±0.12	±0.15	±0.3	±0.5	Draw	Review	Approve	Material	Drawing No.	Part No.
				Item	GH-NAWB-80				